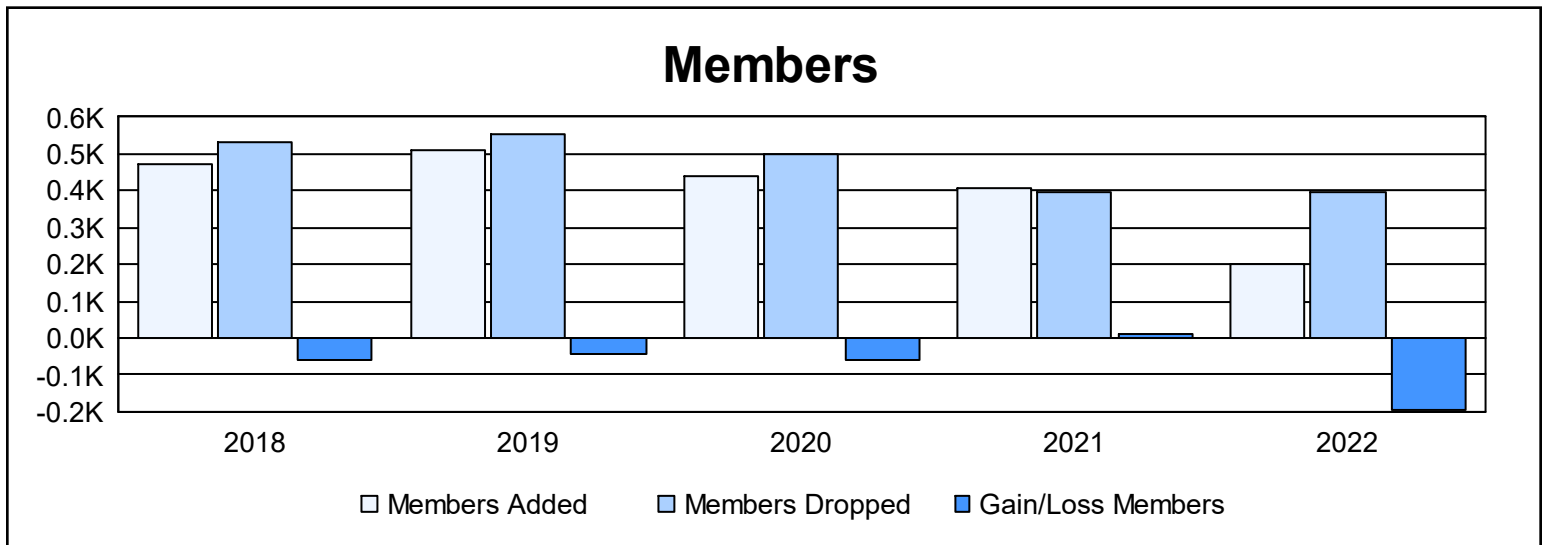
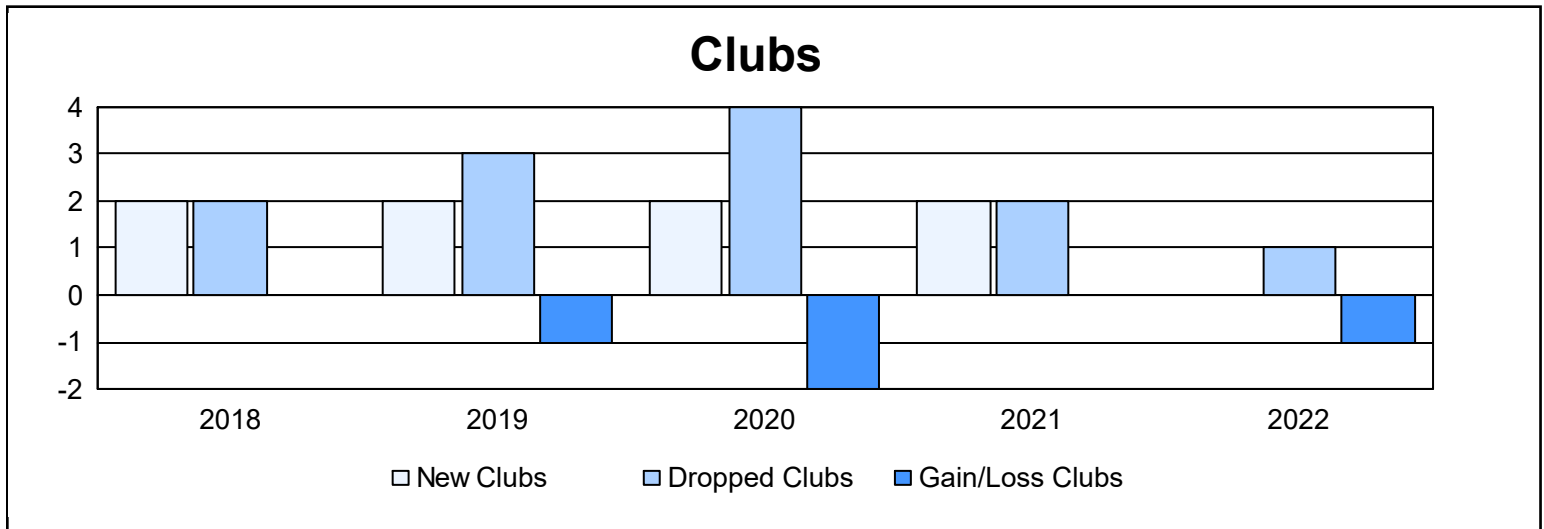
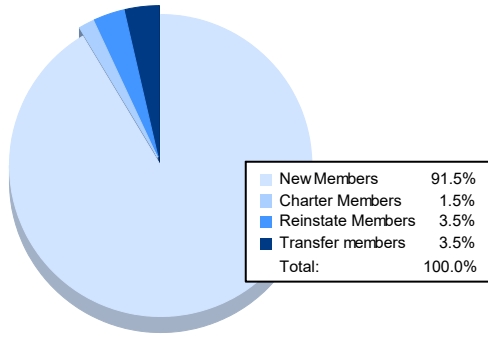


Year	New Clubs	Dropped Clubs	Gain/ Loss Clubs	New Members	Charter Members	Reinstate Members	Transfer Members	Total Member Added	Total Members Dropped	Gain/ Loss Members
2017-2018	2	2	0	368	57	38	8	471	533	-62
2018-2019	2	3	-1	444	48	14	3	509	551	-42
2019-2020	2	4	-2	361	66	12	2	441	500	-59
2020-2021	2	2	0	323	73	8	4	408	397	11
2021-2022	0	1	-1	183	3	7	7	200	398	-198
<b>Average</b>	<b>2</b>	<b>2</b>	<b>-1</b>	<b>336</b>	<b>49</b>	<b>16</b>	<b>5</b>	<b>406</b>	<b>476</b>	<b>-70</b>



### Membership Composition June 2022 Cumulative



### Gender Composition June 2022 Cumulative

